



EV6-205 (6V205Ah)



EV (Electric Vehicle) series is specially designed for frequent deep cycle discharge. By using the specially designed active material and strong grids, the EV series battery offers reliable performance in high load situations and can deliver more than 300 cycles at 100% DOD. Suitable for mobility scooters, electric wheel chairs, golf buggies etc.

Specification

Cells Per Unit	3
Voltage Per Unit	6
Capacity	205Ah@10hr-rate to 1.80V per cell @25°C
Weight	Approx. 29.0 Kg(Tolerance $\pm 2\%$)
Max. Discharge Current	2050A (5 sec)
Internal Resistance	Approx. 2.5 m Ω
Operating Temperature Range	Discharge: -20°C ~60 °C Charge: 0°C~50°C Storage: -20°C~60°C
Normal Operating Temperature Range	25°C \pm 5°C
Float charging Voltage	6.8 to 6.9 VDC/unit Average at 25°C
Recommended Maximum Charging Current Limit	62 A
Equalization and Cycle Service	7.3 to 7.4 VDC/unit Average at 25°C
Self Discharge	VMF Valve Regulated Lead Acid (VRLA) batteries can be stored for more than 6 months at 25°C. Self-discharge ratio less than 3% per month at 25°C. Please charge batteries before using.
Terminal	Terminal F22/ double terminals
Container Material	A.B.S. UL94-HB, UL94-V0 Optional.



MH28539



G4M20206-0910-E-16



CERTIFICATE

Postcode: 421001
is in conformity with
ISO 14001:2004 Standard

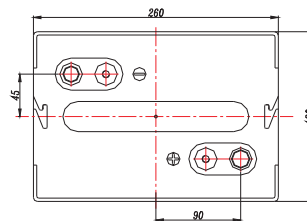
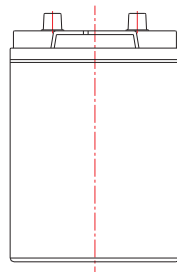
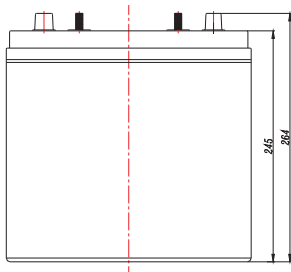


CERTIFICATE

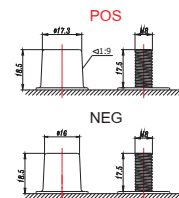
Postcode: 421001
is in conformity with
OHSAS 18001:1999 Standard

Dimensions

Unit: mm Dimension: 260(L) \times 180(W) \times 264(H)



Terminal F22



Constant Current Discharge Characteristics: A (25°C)

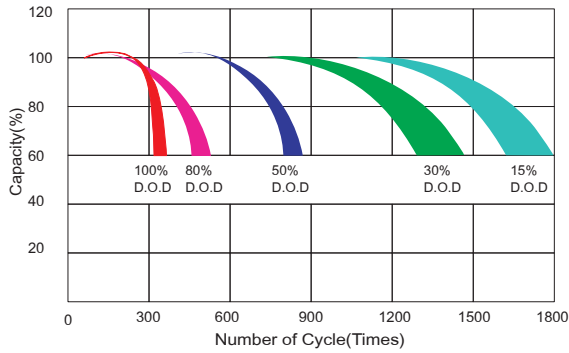
F.V / Time	5 M IN	10 M IN	15 M IN	30 M IN	1 HR	2 HR	3 HR	4 HR	5 HR	8 HR	10 HR	20 HR
4.80 V	732.9	539.6	398.2	233.0	133.3	81.28	54.82	45.58	36.33	26.21	21.33	11.29
5.00 V	711.7	513.4	390.0	229.0	130.6	80.67	54.41	45.37	36.10	26.00	21.12	11.08
5.10 V	690.6	495.3	383.9	224.8	127.3	80.06	53.38	45.16	35.87	25.79	20.91	10.87
5.25 V	620.1	457.1	365.5	223.1	124.6	79.45	52.13	44.74	35.42	25.57	20.71	10.66
5.40 V	559.7	416.8	336.9	219.3	121.0	78.02	51.27	43.68	35.16	25.15	20.52	10.55
5.55 V	477.9	372.5	302.2	205.3	116.6	74.56	50.39	41.57	34.27	24.08	20.28	10.12

Constant Power Discharge Characteristics: W(25°C)

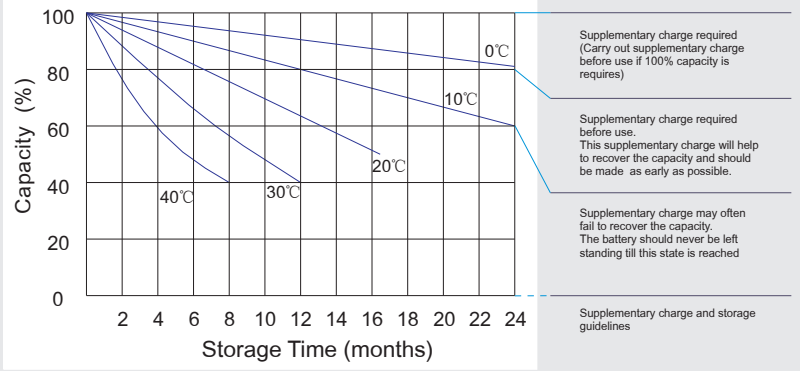
F.V / Time	5 M IN	10 M IN	15 M IN	30 M IN	1 HR	2 HR	3 HR	4 HR	5 HR	8 HR	10 HR	20 HR
4.80 V	3866	2902	2203	1334	769.9	482.4	326.0	271.7	217.6	156.5	128.0	69.55
5.00 V	3790	2813	2168	1317	768.0	480.9	324.6	271.3	216.0	155.7	127.2	68.34
5.10 V	3747	2739	2151	1306	762.1	477.9	319.6	270.7	215.3	154.7	126.0	67.08
5.25 V	3411	2550	2085	1312	747.1	476.5	312.5	268.2	213.2	153.4	124.8	65.81
5.40 V	3107	2351	1927	1291	725.9	469.3	308.7	262.1	211.0	150.9	123.6	64.54
5.55 V	2729	2146	1769	1216	700.4	449.1	303.5	249.4	206.0	144.5	122.0	62.70

All mentioned values are average values (Tolerance $\pm 2\%$).

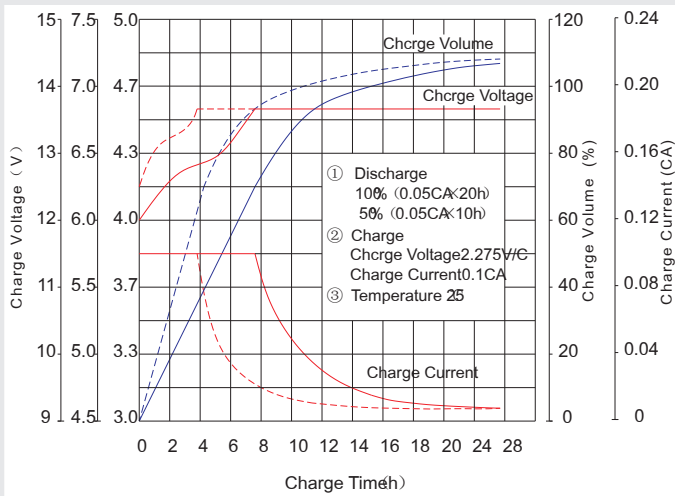
Life characteristics of cyclic use



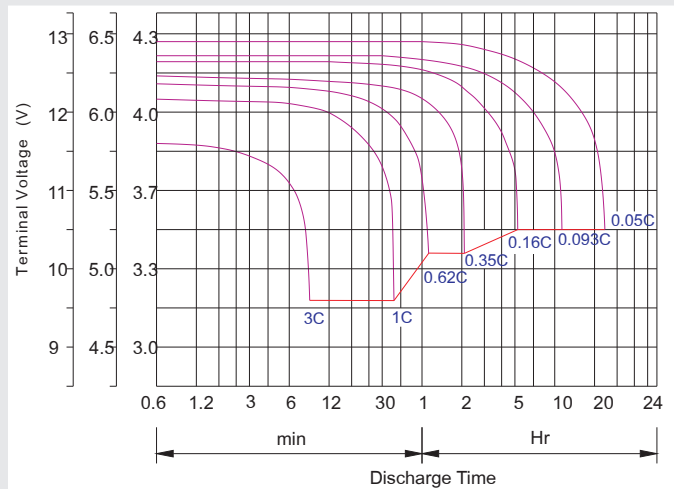
Storage characteristic



Charge characteristic Curve for standby use



Discharge characteristic Curve



Capacity Factors With Different Temperature

Battery Type		-20°C	-10°C	0°C	5°C	10°C	20°C	25°C	30°C	40°C	45°C
GEL Battery	6V&12V	50%	70%	83%	85%	90%	98%	100%	102%	104%	105%
	2V	60%	75%	85%	88%	92%	99%	100%	103%	105%	106%
AGM Battery	6V&12V	46%	66%	76%	83%	90%	98%	100%	103%	107%	109%
	2V	55%	70%	80%	85%	92%	99%	100%	104%	108%	110%

Discharge C current V S. Discharge V oltag

Final Discharge Voltage V /cell	1.75V	1.70V	1.60V
Discharge Current (A)	(A) ≤ 0.2C	0.2C < (A) < 1.0C	(A) ≥ 1.0C

Charge the batteries at least once every six months, if they are stored at 25°C.

Charging Method:

Constant Voltage	-0.2Cx2h+2.4-2.45V/cellx24h, Max. Current 0.3C
Constant Current	-0.2Cx2h+0.1Cx12h
Fast	-0.2Cx2h+0.3Cx4h

Bolt	M5	M6	M8
Terminal	F3 F4 F13 F18 T25 T26	F8 F11 F12-1 F15	F5 F9 F10 F12 F14 F16
Torque	6-7N·m	8-10N·m	10-12N·m

Maintenance & Cautions

Cycle service
※ Avoid battery over discharge, especially battery series connection use.
※ Charged with recommend voltage, ensure battery can be full recharged.
In general, recharge capacity should be 1.1-1.15 times discharge capacity.
※ Effect of temperature on cycle charge voltage: -4mV/°C/Cell.
※ There are a number of factors that will affect the length of cyclic service.
The most significant are depth of discharge, ambient temperature, discharge rate, and the manner in which the battery is recharged.
Generally speaking, the most important factors is depth of discharge.